



Firewarm Cassette Stove & Cast Iron Boiler Stove Range



EXTERNAL AIR
OPTION
Now Available!



Firewarm 6kW Cassette Stove



Firewarm 11kW Cassette Stove

HD 25kW Cast Iron Insert Boiler Stove

- First rate efficiency - up to 81% of fuel burned is turned into heat for your home
- Preheated tertiary air system - burn fuel with outstanding efficiency (cassette only)
- Sleek contemporary design
- Extra large glass door creating a focal point in the room
- Crystal clear glass - airwash system helps to keep the glass clear
- Easy to light, Easy to install
- Available with 3 or 4 sided frames (cassette only)



Dimensions mm	Firewarm 6kW Cassette	Firewarm 9kW Cassette	Firewarm 11kW Cassette	HD 18kW Boiler	HD 25kW Boiler
Weight (kg)	66.5	75	84	150	185
Output to Room	6kW/20,472BTU	9kW/30,708BTU	11kW/37,532BTU	5.7kW/19,448BTU	9kW/30,708BTU
Output to Water	NA	NA	NA	12.1kW/41,285BTU	16kW/54,595BTU
Number of Radiators	NA	NA	NA	10	14
Fuel Type	Wood *	Wood *	Wood *	Wood or Solid Fuel	Wood or Solid Fuel
Efficiency up to	80.4%	81.0%	76.7%	80.0%	77.1%
Flue Diameter	153	153	153	153	153
External Air Outlet	97	97	97		

*Wood moisture content should be below 20% for optimum burning. If burning coal, a multifuel kit must be used.



Firewarm Freestanding Stoves with log storage

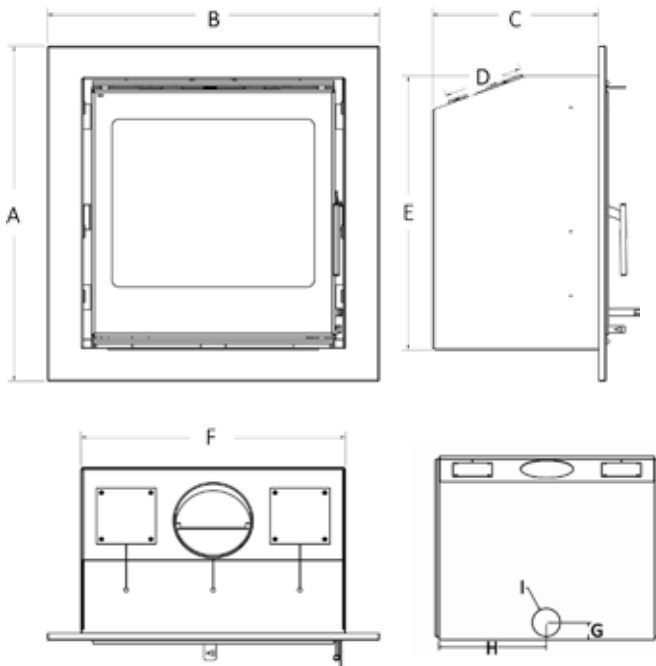


Why not consider adding the matching logstore to your Firewarm freestanding stove. You will still benefit from all the great features of the freestanding stove but gain the added benefit of increased versatility within the home. Available for 4kW, 6kW, 8kW models.



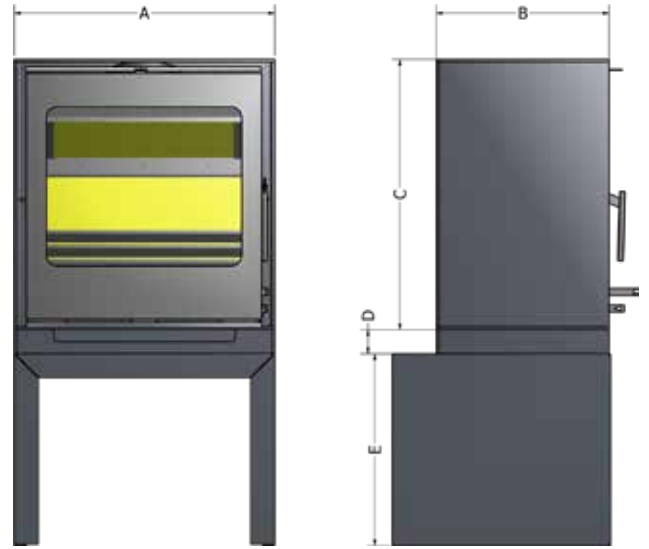
Dimensions mm	Height	Width	Depth
4kW log store	350	365	245
6kW log store	350	425	281
8kW log store	350	483	335

Firewarm Cassette



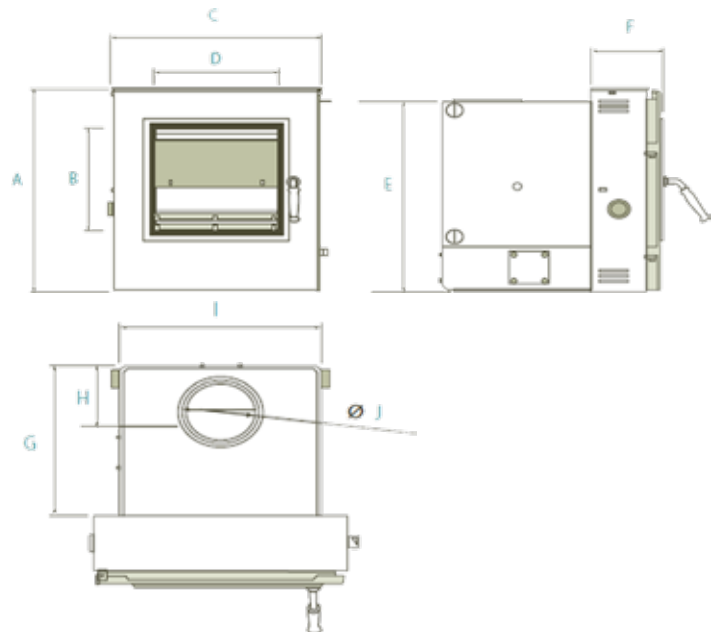
Dimensions mm	A	B	C	D	E	F	G	H	I
Firewarm 6kW Cassette	677	545	335	153	550	408	53	204	97
Firewarm 9kW Cassette	677	669	335	153	550	533	53	266.5	97
Firewarm 11kW Cassette	677	794	335	153	550	658	53	327	97

Firewarm Freestanding Cassette



Dimensions mm	A	B	C	D	E	F
Firewarm 6kW Freestanding	418	360	563	50	400	455
Firewarm 9kW Freestanding	543	360	563	50	400	455
Firewarm 11kW Freestanding	667	360	563	50	400	455

HD Cast Iron Insert Boiler



Dimensions mm	A	B	C	D	E	F	G	H	I	J
HD 18kW Boiler	589	300	503	300	550	172	359	110	400	153
HD 25kW Boiler	589	310	656	459	550	172	359	110	550	153

Multifuel Kit and 20 Degree Bend

For burning coal, you **must** use a multi-fuel kit which ensures the coal burns more efficiently and helps to protect your stove.

